

Taxpayer Appeals

Taxpayer Documentation

Registering and Submitting Appeal

1. Sign in with your email and password or register as a new user by selecting “Sign Up”

BIS Demo
Taxpayer Appeal

Homepage Property Search Interactive Map Online Forms

Welcome To The BIS Demo Taxpayer Appeal Process.

In addition to filing your appeal via printed forms, some property types now have the option to file appeal electronically. If you have questions during the appeal process, please refer to the Help, or contact the appraisal district directly.

Welcome Back

Please Enter Your Details

I'm An Agent I'm A Taxpayer

Email Address*

Password*

Login

Forgot Password?

Don't have an Account? [Sign up](#)

2. To register a new account, enter your property ID, E File PIN, and email address. If your entry matches the CAD records and the PID qualifies for E File, you will see green check marks in each field. Click “register account”. Enter your details and click “register account” again. You will be asked to log in.

BIS Demo
Taxpayer Appeal

Homepage Property Search Interactive Map Online Forms

Where's My PIN?

This is NOT a Tax Statement

Notice Of Appraised Value

Do Not Pay From This Notice

Property ID 123456
Ownership %: 100.00
Geo ID 1234-1234-1234-12
DBA:
Legal 11111 ABBOTT WVS (HUNT COUNTY),
TRACT 19-2, ACRES 63.37

Legal Acres: 63.37
Site: 123 FM 2674 COMMERCE, TX 75426
Appraiser:
Owner ID: 11111
E-File PIN: a182c3D4e5F6

Phone: 903-454-8540 Fax: 903-454-4160
DATE OF NOTICE: April 30,

Property ID 123456 - 1234-1234-1234-12
John Smith
123 FM 2674
COMMERCE, TX 75426

Already Registered?

If you have already appealed for a property and would like to appeal another property, please log on using your email and password and locate the "Appeal For Another Property" button at the right hand side of your screen.

Register New Account

Please Enter Your Details

22393 ✓

Redacted ✓


demo@test.com ✓


Cancel Register Account


Back to Login


Register New Account


Please Enter Your Details

















Forgot Password?Register Account

3. Once logged in, you will be presented with the agreement to receive electronic correspondence and user agreement. Please click “Accept”. You will only be prompted to accept this agreement once.
4. You will then begin the protest form for the property you registered with. Proceed through each step by clicking “Next Step”. You can go back to a previous page at any time by clicking the step number in the progress bar. When you reach step 4 and select “Submit Appeal” your appeal has been submitted and you will not be allowed to return to the previous steps.

Notice of Appeal Appeal Not Complete 12%

Step 1 Personal Info
Step 2 Appeal Reason
Step 3 Additional Facts
Step 4 Hearing Requests
Step 5 Evidence Upload

Property Owner or Lessee

Full Name: JONES ROBBIE LEE Change Address
 Mailing Address: 12929 HARVEY LN HOUSTON TX 77033
 Email: demo@test.com

Property Information

CAD Property ID: 22393
 Mobile Home Info: #

Type:
 Person Age 65 Or Older
 Disabled Person
 Military Service Member
 Military Veteran
 Spouse Of A Military Service Member Or Veteran

Property Description
 Physical address, if different than above. If no address, provide legal description, Mobile Home Make, Model and ID (if applicable).

Next Step >

- In step 5 you may upload your evidence. (this step is optional) Click “Select Files”, choose your files to upload and choose your evidence type. When the “Done” message appears, click “Back to Appeal”. You will be able to view the files you have uploaded. When you are finished, click “Finish”

Notice of Appeal Appeal Submitted 100%

Step 1 Personal Info
Step 2 Appeal Reason
Step 3 Additional Facts
Step 4 Hearing Requests
Step 5 Evidence Upload

Evidence Upload (Optional)

Please upload files to support your case. This can include pictures, closing statements, repair estimates and fee appraisals. After files have been uploaded, click Finish at the bottom of the page. If you do not wish to upload evidence at this time, click Finish at the bottom of the page.

Upload Files

Taxpayer Evidence Files

No Files Uploaded

Finish >

Upload Files ✕

4. ← Back To Appeal

Acceptable file formats are:

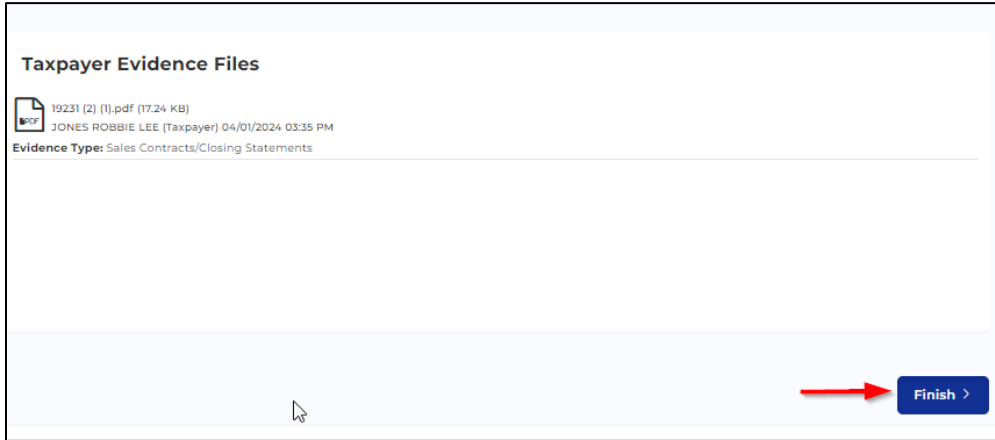
| | | |
|---|---------------------|----------------------|
| Image (*.jpg;*.jpeg;*.jfif;*.png;*.gif;*.tif) | PDF (*.pdf) | Excel (*.xls;*.xlsx) |
| RichText (*.rtf) | Word (*.doc;*.docx) | Text (*.txt) |

Total File size can be no larger than 25MB.

1. Select files... ✓ Done 3.

2. Sales Contracts/Closing Statements

19231 (2) (1).pdf
Size: 0.02 MB



Appeals Page

My Appeals Edit Profile/Pin Logout Help

Notice of Appeal For Property ID 22393

1. Appeal Another Property 2. Withdraw Appeal 3. OPEN

4. My Appeals 5. Appeal Notice 6. Upload Evidence Files 7. Appeal Info 8. View Email Log

EXAMPLE OF DISCLAIMER: Your appeal has been received. The communication between you and your appraiser through this portal will serve as your informal conference. Please be patient as we are working diligently to serve all property owners. Due to the volume of appeals, it can take up to several weeks for us to respond. All appeals will be reviewed in the order that they are received. We appreciate your patience.

Appeal Information 9.

Current Status
● NEA (NEW ONLINE APPEAL)

Case ID
866

User Information
▲ JONES ROBBIE LEE
✉ demo@test.com
☎ 123-456-7890
📍 123-456-7890

Mailing Address
📍 JONES ROBBIE LEE
12929 HARVEY LN
HOUSTON, TX 77013

Reasons For Appeal
 Incorrect appraised (market) value and/or value is unequal compared with other properties

ARB Hearing Information 10.

No Hearing Data available

Files 11.

Taxpayer Evidence Files
19231 (2) (1).pdf
JONES ROBBIE LEE (Taxpayer) 04/01/2024 03:41 PM
Evidence Type: Sales Contracts/Closing Statements
Download

District Evidence Files
No Files Uploaded

Questions or Comments 12.

Evidence is Requested
▲ JONES ROBBIE LEE 04/01/2024 03:30 PM 11 minutes ago

Submit Comment Remaining: 2500

1. Click here to appeal another property using your PID and PIN
2. Click here to withdraw your appeal

3. This field indicates whether the appeal is open or closed
4. Click here to navigate to the “My Appeals” page
5. Click here to view a PDF of your appeal notice
6. Click here to upload evidence
7. Click here to download all files associated with the appeal
8. Click here to view all emails sent from the Taxpayer Appeals site
9. Appeal information from your appeal notice
10. When the appeal hearing is scheduled, the hearing information will be displayed here
11. View and download all files uploaded by you and the district
12. Submit comments or questions to the district

BIS Demo
Taxpayer Appeal

Homepage Property Search Interactive Map Online Forms

My Appeals Edit Profile/Pin

Logout Help

My Appeals Total Appeals: 1

Create New Appeal

Do you need to appeal a property for this year?
Information for any previous appeals can be viewed below. If you would like to appeal your value for this year, please click the button that says "Create New Appeal" above.

2023

| Property Id | Submitted | Status | Mailing Address |
|-------------|-----------|-------------------------|-----------------|
| 15. 22393 | Yes | NEA (NEW ONLINE APPEAL) | 12929 HARVEY LN |

16. View Withdraw

My Appeals Page

13. Edit your profile information
14. Request your current PIN
15. Click to view property information
16. View or Withdraw your appeal

Settlement and Waiver

If the CAD offers chooses to submit a settlement offer the Settlement and Waiver column will appeal on the My Appeals page and you will be allowed to open the settlement document.

2023

| Property Id | Settlement & Waiver | Submitted | Status | Mailing Address |
|-------------|-----------------------|-----------|-------------------------|-----------------|
| 22393 | Settlement and Waiver | | NEA (NEW ONLINE APPEAL) | 12929 HARVEY LN |

View Withdraw

You will also be able to view the settlement offer from within the appeals page.

When you open the settlement offer you will see district's adjusted offer value

If you agree with the adjusted value, you will sign digitally by typing your name and clicking “Submit”. If you do not agree with the value and would like to reject the offer, click the box next to “I DECLINE” and click submit. The district will be notified of your response. Once you have submitted your response, you will not be able to change it.